

Let It Snow! (Simplified Chord Progression)

G D7 G
Oh, the weather outside is frightful, *Starts in Key of G*
G D7
But the fire is so delightful,
Am E7 Am
And since we've no place to go,
D7 G
Let it snow, let it snow, let it snow.

G D7 G
It doesn't show signs of stopping,
G D7
And I brought some corn for popping.
Am E7 Am
The lights are turned way down low,
D7 G
Let it snow, let it snow, let it snow.

D
When we finally kiss good night, *Changes to Key of D*
Em A7 D
How I'll hate going out in the storm.
D
But if you really hold me tight,
E7 A7 D7
All the way home I'll be warm.

G D7 G
The fire is slowly dying,
G D7
And, my dear, we're still good-bye-ing,
Am E7 Am
But as long as you love me so.
D7 G
Let it snow, let it snow, let it snow.

Let It Snow! (First Step... Add colors and add in ii-V)

We'll change:

- all "I chords" to maj7 chords (I in key of G is G and I in key of D is D)
- all minor chords to m7 chords

We'll add in a "ii chord" whenever we go to the "V chord" (In key of G: ii = Am7 & V = D7)

The next two pages show two ways to play these added in chords:

- Using open chords... but that doesn't really sound so jazzy that way
- Using "closed, up-the-neck" chords that sound more jazzy... try muting the chords right after strumming

Gmaj7 D7 Gmaj7 Changed I to maj7
Oh, the weather outside is frightful,
Am7 D7 Added in the ii before the V
But the fire is so delightful,
Am7 E7 Am7 Changed Am to Am7
And since we've no place to go,
D7 Gmaj7 Changed I to maj7
Let it snow, let it snow, let it snow.

Gmaj7 D7 Gmaj7
It doesn't show signs of stopping,
Am7 D7
And I brought some corn for popping.
Am7 E7 Am7
The lights are turned way down low,
D7 G
Let it snow, let it snow, let it snow.

Dmaj7 In key of D: Changed I to maj7
When we finally kiss good night,
Em7 A7 Dmaj7 Changed Em to Em7
How I'll hate going out in the storm.
Dmaj7 Changed I to maj7
But if you really hold me tight,
E7 A7 D7
All the way home I'll be warm.

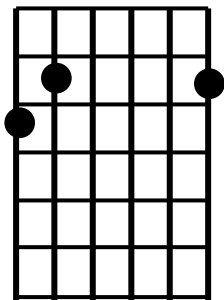
Gmaj7 D7 Gmaj7
The fire is slowly dying,
Am7 D7
And, my dear, we're still good-bye-ing,
Am7 E7 Am7
But as long as you love me so.
D7 Gmaj7
Let it snow, let it snow, let it snow.

Simple Chord Forms For “Let It Snow”

By Mark Fowler

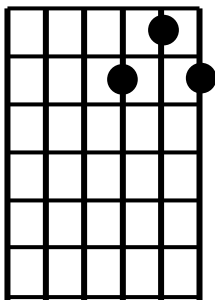
Gmaj7

3 2 0 0 0 1



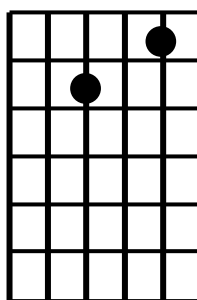
D7

0 2 1 3



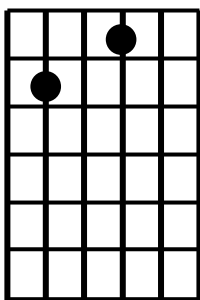
Am7

0 2 0 1 0



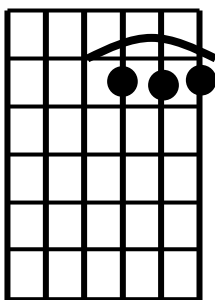
E7

0 2 0 1 0 0



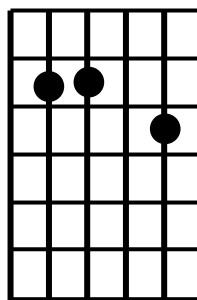
Dmaj7

0 1 1 1



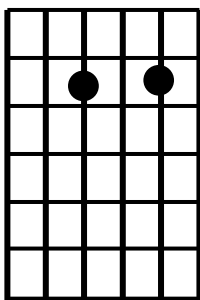
Em7

0 2 3 0 4 0



A7

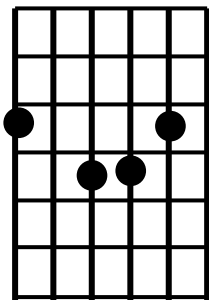
0 2 0 1 0



Up The Neck Chords For "Let It Snow"

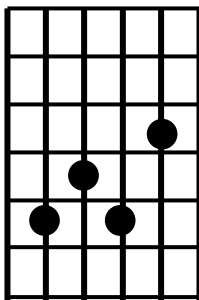
Gmaj7

1 3 4 2



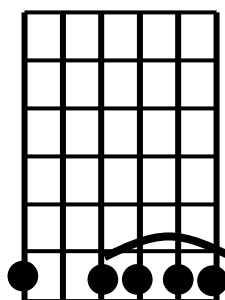
D7

3 2 4 1



Am7

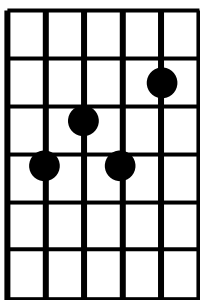
2 3 3 3 3



E7

3 2 4 1

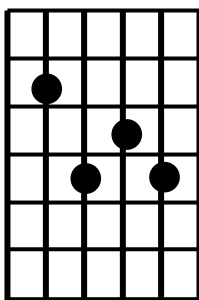
V



Dmaj7

1 3 2 4

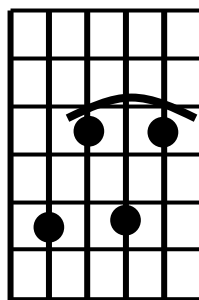
V



Em7

0 3 1 4 1

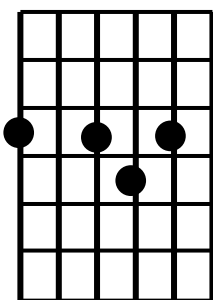
V



A7

1 2 4 3 0

V



Let It Snow! (Last Step... add in “Passing Chords”)

We'll add in some diminished chords as “passing chords” to create a moving bass line

The next two pages show forms for the diminished chords:

- As open chords
- As Closed, Up-The-Neck chords

Gmaj7 D7 Gmaj7 Abdim
Oh, the weather outside is frightful,
Am7 Bbdim D7
But the fire is so delightful,
Am7 E7 Am7 Bbdim
And since we've no place to go,
D7 Gmaj7
Let it snow, let it snow, let it snow.

Abdim moves bass from G to Ab then on to A on next line

Bbdim moves bass from A to Bb

Bbdim moves bass from A to Bb

Gmaj7 D7 Gmaj7 Abdim
It doesn't show signs of stopping,
Am7 Bbdim D7
And I brought some corn for popping.
Am7 E7 Am7 Bbdim
The lights are turned way down low,
D7 Gmaj7
Let it snow, let it snow, let it snow.

Dmaj7 D#dim
When we finally kiss good night,
Em A7 Dmaj7
How I'll hate going out in the storm.
Dmaj7 D#dim
But if you really hold me tight,
E7 A7 D7
All the way home I'll be warm.


D#dim moves bass from D to D# on to E on next line

Gmaj7 D7 Gmaj7 Abdim
The fire is slowly dying,
Am7 Bbdim D7
And, my dear, we're still good-bye-ing,
Am7 E7 Am7 Bbdim
But as long as you love me so.
D7 Gmaj7
Let it snow, let it snow, let it snow.

Simple “Passing” Chords For “Let It Snow”






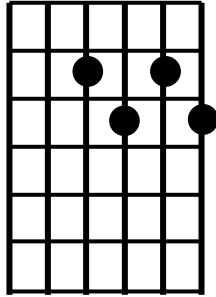
Abdim7

0 2 0 3



Bbdim7

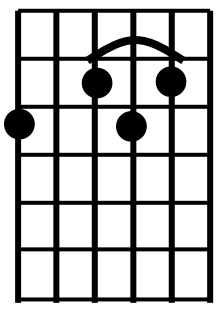
1 3 2 4



Up-The-Neck “Passing” Chords For “Let It Snow”

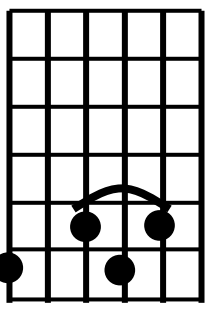
Abdim7
2 1 2 1 0

III





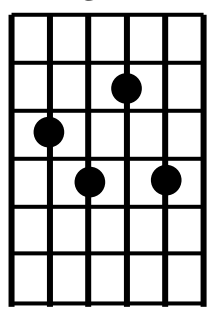


Bbdim7
2 1 2 1 0

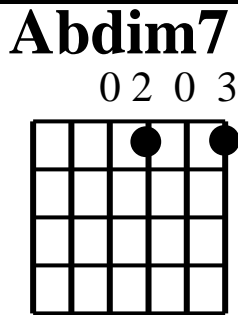
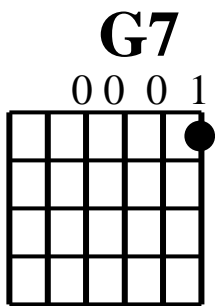
V



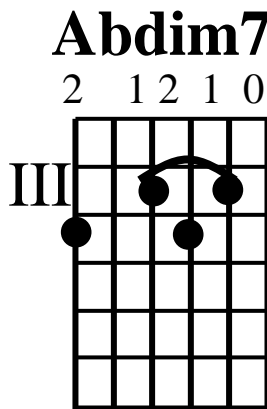
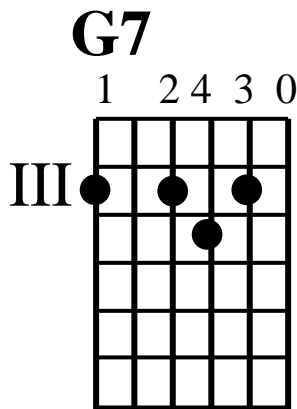
D#dim7
2 3 1 4



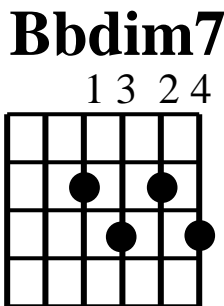
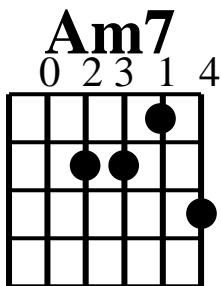
A Role of the Dim7 Chord: “Passing Chord/Chromatic Bass”



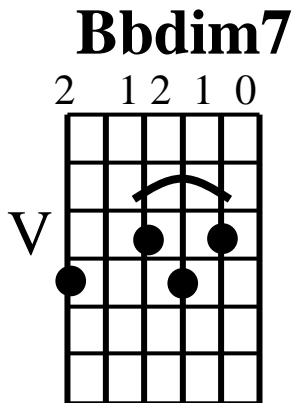
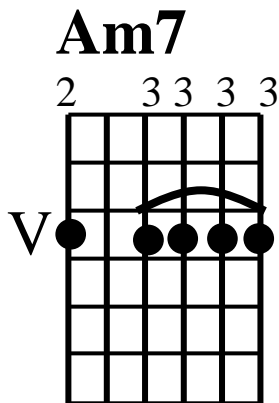
Notice how the Abdim is just like a G7 with its root (the G) raised a half step (one fret)... that is why the dim chord is so good at being a passing chord



Same thing here... this is just a better-sounding version because the chromatic root change happens down in the bass



Similar kind of thing here for going from a simple Am7 to Bbdim chord... the root goes up a half step (on the G string) but here there is also a half-step up change on the B string



Same thing here... this is just a better-sounding version because the chromatic root change happens down in the bass